







PORTLAND PUBLIC SCHOOLS – FACILITY ADA ASSESSMENT

Grant HS
August 31, 2009


Site Accessibility

<p>Parking, NW Courtyard and North Parking Lot</p>	<p>Where the routes from accessible parking to the accessible entries passes through the vehicular route in the parking lot, provide detectable warnings where pedestrian and vehicular ways meet, and provide a striped route across the vehicular way.</p>	
<p>Parking, NW Courtyard</p>	<p>Replace existing heave-damaged sidewalk to accessible ramp to provide an accessible route from the ADA parking to the accessible entry.</p>	
<p>Entry to Band Room 149</p>	<p>Provide a ramp or lift from the exterior to Band Room 149 (approximately 4' high.)</p>	
<p>Entry to Portable Classrooms</p>	<p>If needed for program access, provide accessible ramps to portable classrooms P1/P2 and P3/P4.</p>	



Accessible Route & Features


<p>Elevator A</p>	<p>This is an existing elevator serving the main building located next to the Auditorium. This serves the main building first and second floors, the auditorium and basement cafeteria.</p>	
<p>Elevator B</p>	<p>Provide an elevator to connect first and basement levels of the north classroom wing.</p>	




	<p>(It may be possible to provide an exterior ramp leading to a door opening at the existing light wells, but that solution would require exterior travel during the rainy months.)</p> <p>A possible location would be at the northwest corner of Room 129 with a new connector corridor east to the main corridor. At the basement, this location would take the place of restroom 31A, with a new connector corridor going through Rooms 31B, 31C and Room 30. Second floor would be similar to the first floor within the northwest corner of Room 229.</p>	
Elevator C	<p>Provide an elevator to connect first and basement levels of the south classroom wing. (It may be possible to provide an exterior ramp leading to a door opening at the existing light wells, but that solution would require exterior travel during the rainy months.)</p> <p>Possible location could be at the west side of Rooms 10, 100 and 200.</p>	
Elevator D	<p>Provide an elevator to connect the old and new gymnasium first and basement floors, and the old gym second floor. Possible location would be at the south end of old gym Storage 03. Access corridor would connect to adjacent stairway and lead to the separate girls and team locker rooms. An underground tunnel would connect to the basement new gym level of Wrestling Rm 02. A new corridor would link to the adjacent Multi-Purpose 15 and Boys locker 03 level, with stairs leading down to the Wrestling 02 and 14 levels.</p> <p>At the first floor (ground level) the elevator would be at the far southwest corner of the main entry of the old gym and would continue up to the second level of the old gym to access the upper track.</p>	






Stair	At one of the central stairways, just north of classroom 217B, replace the handrails with accessible handrails with extensions (approximately 104 lf of rail.)	
Main Lobby Ramp	At the main building lobby leading to the auditorium, add compliant intermediate handrails at the existing ramped floor leading to the Auditorium approximately 40 lf of rail.) When flooring upgrades are needed for maintenance, replace ramp smooth tile flooring with new color visual flooring and with a compliant friction level.	
Main Lobby Stair	At the main building lobby leading to the auditorium, add compliant handrails at the 3-step triple opening up to the Auditorium (approximately 20 lf of rail.)	See picture above.
Girls Backstage RR	Provide lever hardware at door, and verify 32" clear opening width at door.	
Boys Backstage RR	Provide lever hardware at door, and verify 32" clear opening width at door.	
Band Room 149	Provide lever hardware at the door.	
Prop Room 150	Provide lever hardware at the door.	
Boys Band 148B	Provide lever hardware at the door.	
Girls Band 148D	Provide lever hardware at the door.	
Counseling/Health Center 102	Provide lever hardware at all doors at corridor and inside offices.	
School Nurse 108	Provide lever hardware at the doors.	
Career Counseling 110	Provide lever hardware at the door.	
Student Store 111	Provide lever hardware at the door.	
Athletic Director 113	Provide lever hardware at the door.	
Counselor 117	Provide lever hardware at the door.	
Staff Mail (near 118)	Provide lever hardware at the door.	
Activities Office	Provide lever hardware at the door.	

124		
Computer Room 145	Provide lever hardware at the door.	
Staff Copy / Lounge 217B	Provide lever hardware at the door.	
Speech 208	Provide lever hardware at the door.	
Psychologist 206	Provide lever hardware at the door.	
Choral Music 232	<p>Replace north entry 5'-0" pair doors with new 3'-0" door with fixed 2'-0" north leaf. Reuse existing compliant panic hardware on new 3'-0" active leaf.</p> <p>Provide lever hardware at the inner doors to 232A, 232B and 232C (backstage.)</p> <p>Provide a lift to the stage area, potentially in place of the small backstage SE room with the sink.</p>	
Faculty 234	Provide lever hardware at the door. If possible with remodel to 234A (below) provide accessible clearance from both sides of the door.	
Staff RR 234A	Remodel walls and doors as necessary to provide an accessible unisex staff restroom with an occupancy indicator.	
Boys 213A	Modify in/out existing door frame stops to provide 32" clearance. Retrofit doors with swing-clear hinges and revised closers and arms to maintain true 32" clearances for in/out pair doors.	
Girls 227A	Modify in/out existing door frame stops to provide 32" clearance. Retrofit doors with swing-clear hinges and revised closers and arms to maintain true 32" clearances for in/out pair doors.	
Old Gym New Gym	Provide an accessible route, accessible door hardware, and accessories in reach range to the main program functions. If similarly equipped facilities (weight rooms for example) exist in more than one building or level, it is reasonable to provide access at just one facility location.	
Weight Room A8	Provide lever handle hardware and door clearances at all common use doors.	
Classrooms	Provide lever hardware on doors, prioritized as requested by students and staff. Lower pencil sharpeners to 48" high. Provide extension pulls for overhead projector screens to 48" high as requested by staff.	

Plumbing Elements


Boys 213A	Modify toilet partition to provide accessible stall, and provide accessible toilet, grab bars, lavatory, and accessories.	
Girls 227A	Modify toilet partition to provide accessible stall, and provide accessible toilet, grab bars, lavatory, and accessories.	
Drinking Fountain (2 nd floor hallway)	Provide a dual height accessible drinking fountain to replace a two fountain fixture in the north hallway outside classroom 231.	
Staff RR 234A (labeled 232 ½ on header frame)	Provide accessible toilet, grab bars, lavatory, and accessories.	
Staff Copy / Lounge 217B	Provide a sink at 34" high with accessible controls, soap and towels.	
Girls Backstage RR	Modify toilet partition to provide accessible stall, and provide accessible toilet, grab bars, lavatory, and accessories.	
Boys Backstage RR	Modify toilet partition to provide accessible stall, and provide accessible toilet, grab bars, lavatory, and accessories.	
North Basement	Provide accessible boys and girls restroom facilities, and accessible drinking fountain.	
South Basement	Provide accessible boys and girls restroom facilities, and accessible drinking fountain.	
Classrooms	Provide a sink at 34" with accessible controls where sinks are provided (approximately 8 sinks at home economics, art and other classrooms.) Provide an accessible sink in at least one of each type of specialized classroom.	
Science Building, Lab S7, and all rooms	Provide sinks with accessible controls and science gas outlets at +34" high counters within each room where sinks and gas outlets are provided (approximately 5 sinks.)	
Old Gym New Gym	Provide an accessible restroom and shower including an accessible bench with back support. The number and location required depends on how main program functions and similar facilities are distributed. Provide at least one accessible restroom, shower and	

	drinking fountain for gym programs on the campus.	
Weight Room A8	Provide one accessible unisex restroom available for the area.	
Cafeteria 25C	Add new accessible unisex restroom within cafeteria space. Possible location is at southwest corner of cafeteria 25C, adjacent to the exit stairs.	
Science Building	Add new accessible unisex restroom available for use from science classrooms. Possible location would be above grade and above the proposed new unisex restroom at cafeteria 25C. New plumbing can be vertically shared to provide for both locations.	
South Wing Basement, Unisex	Convert Women's 13B to accessible unisex restroom. Remove partitions and extra water closet, relocate remaining water closet, add compliant grab bars, and toilet accessories, and modify lavatory, mirror and wall accessories.	

Communication Elements

1st Floor Hallway	Lower one existing public pay telephone to 48" high.	
Auditorium 148	Provide assisted listening devices.	
Choral Music 232	Provide assisted listening devices.	
Signage	Provide accessible signage identifying the existing restrooms receiving ADA upgrades, new accessible restrooms, and elevators (approximately 20 locations.) If signage is provided at classrooms, provide accessible signage.	
Signage	Re-sign Boys restroom 13A to non-accessible unisex restroom.	
Classrooms	Lower telephones currently above 54" high to 48" high.	

Special Spaces, Built-in Elements & Recreational Facilities

Auditorium 148	Remove existing fixed seating near stage to provide 4 wheelchair spaces clear of the aisles, and with adjacent companion spaces (existing fixed seating.) Provide lever or pull hardware from the exterior side of the north double exit doors nearest the stage, leading most directly to the accessible parking nearby.	
Library 147	Lower a 36" wide section of transaction counter to 34" high.	
Cafeteria 25	Lower serving line counter to 34" high.	
Student Store 111	Lower a 36" wide section of transaction counter to 34" high.	
Hallway at 1 st Floor	Lower on ticket booth counter in the first floor hallway east of the auditorium to 34" high.	
New Gym 100	Provide accessible seating adjacent to or on folding bleachers.	
Old Gym New Gym	Provide an accessible bench with back support at boys and girls (or unisex) locker rooms.	
Weight Room A8	Move equipment to provide an accessible route to serve all differentiated equipment, and overlapping accessible space to use each piece of equipment.	

Field Notes:

1. Portable classrooms P5 and P6 are currently being used for storage.

